

How to apply for Luther Burbank Middle School for 2021-2022



Before you start: You will need an email address. It cannot be your student's email address. If you do not have an email here are some simple steps to create your own gmail email address.

<http://bit.ly/lbmscreategmail>

Antes de comenzar: necesitará una dirección de correo electrónico. No puede ser la dirección de correo electrónico de su estudiante. Si no tiene un correo electrónico, aquí hay algunos pasos simples para crear su propia dirección de correo electrónico de Gmail. <http://bit.ly/lbmscreategmail>

1. Go to website: goto.lausd.net

2. Click: Apply now/
Aplica Ahora

The screenshot shows the homepage of the L.A. Unified Enrollment website. At the top left is the logo for UNIFIED ENROLLMENT, which includes icons for a tree, a schoolhouse, a family, and a graduation cap. To the right of the logo are navigation links: "Find a School", "How to Attend", "Programs", and "Need Help?". A search icon and a green "Apply Now" button are also present. A red banner in the top right corner indicates the "On-Time Application Window" from "Oct. 1" to "Nov. 13". The main heading is "Welcome to L.A. Unified", followed by the text "We encourage you to Explore our offerings, Discover specialized programs and Attend our schools." Below this is a section titled "What are you looking to do?" with three options: "I want to find an L.A. Unified school." (EXPLORE), "I want to learn about Choices programs." (DISCOVER), and "I want to attend an L.A. Unified school." (ATTEND). Each option is accompanied by a representative image. At the bottom of the page are links for "Download Choices Brochure", "General Guidelines", "Stay Connected", and "Links".

UNIFIED ENROLLMENT

Find a School How to Attend Programs Need Help? [Apply Now](#)

On-Time Application Window
Oct. 1 thru Nov. 13

Welcome to L.A. Unified

We encourage you to **Explore** our offerings, **Discover** specialized programs and **Attend** our schools.

What are you looking to do?

- "I want to find an L.A. Unified school."*

EXPLORE
- "I want to learn about Choices programs."*

DISCOVER
- "I want to attend an L.A. Unified school."*

ATTEND

[Download Choices Brochure](#) | [General Guidelines](#) | [Stay Connected](#) | [Links](#)



Español

Login

Username

Password

[Forgot your password?](#)

[Register](#)

[Log In](#)

- Username is the email address you used for account registration.
- Session times out after 60 minutes.
- If you'd like to change the email address associated with your account, please sign in using old email address. Account edits can be made once you logged in successfully.

3. Login with your parent portal account information. If you do not have an account, click register. 3. Inicie sesión con la información de su cuenta del portal para padres. Si no tiene una cuenta, haga clic en registrarse.



Dashboard



Parent



Student



Application

Welcome to your Dashboard

[My Favorites](#) | [My Actions\(1\)](#) | [My Messages](#) | [Need Help?](#)

5. After adding your student, click Apply to Programs.

5. Después de agregar a su estudiante, haga clic en Aplicar a programas.

What would you like to do?

Apply to Programs



Track / Edit Applications



Add / Edit Student



Edit Parent Profile



4. If you are new to the system, you will need to Add/Edit student. Follow directions to add your child. 4. Si es nuevo en el sistema, deberá Agregar / Editar alumno. Siga las instrucciones para agregar a su hijo.



Dashboard



Parent



Student





Application

Applying to Programs [Cancel](#)


1 2



Select a student to view/apply to available programs. If you would like to add a new student, please do so by selecting the Student tab from the menu above.

6. Choose the student that you are applying for.
6. Elija al estudiante que está solicitando.





Current Grade: 06







Current Grade: 03




You may choose multiple programs. Please select the program(s) you want to apply to for [redacted]

Magnet Programs




Application Period
Oct 1 - Nov 13

Dual Language Education Programs




Application Period
Oct 1 - Nov 13

Schools for Advanced Studies (SAS)




Application Period
Oct 1 - Nov 13

Admission Criteria Schools (ACS)




Application Period
Oct 1 - Nov 13

Affiliated Charter Schools



Application Period
Oct 1 - Nov 13

Inter-District Permits



Application Period
Oct 1 - Nov 13

7. Choose "Magnet Programs"
7. Elija "Programas Magnet"

Dashboard Parent Student Application


██████ Applying for EChoices Cancel

1 2 3 4 5 6

Identify School Choices:

You may select up to three school sites when applying for Magnet program.

Magnet Programs



Application Period
Oct 1 - Nov 13

♥ = School Favorites (Edit)

First Choice
Please Select

Second Choice (optional)
Please Select

Third Choice (optional)
Please Select

Transportation may be provided to elementary students if they live outside of a 2-mile radius and to secondary student if they live outside a 5-mile radius. You may contact Transportation Services Division at (213) 580-2900 to verify eligibility.

Important Note:
If you are currently enrolled in a magnet program, and you apply and are selected into another magnet program, you will automatically lose your current magnet placement.

Gifted programs are criteria-based, click [here](#) for gifted magnet criteria. **Due to school closures, the timeline for on-time Choices applications to a Highly Gifted Magnet Program has been extended for this year only.**

To find out more about the magnet options and themes click [here](#).

Applying to 1 Program(s) Next

Previous

8. In the drop down menu, choose Burbank Arts, Tech and Community Magnet 1806601

You do not need to add additional choices.

If you would like to attend Police Academy, Choose Burbank Police Academy 1806603 as your first choice and Burbank Arts, Tech, and Community 1806601 as your second choice.

8. En el menú desplegable, elija Burbank Arts, Tech and Community Magnet 1806601

No es necesario que agregue opciones adicionales.

Si desea asistir a la Academia de policía, elija Burbank Police Academy 1806603 como su primera opción y Burbank Arts, Tech, and Community 1806601 como su segunda opción.

Follow the rest of the steps on the screen to confirm your choice for the 2021-2022 school year.

Thank you.

Siga el resto de los pasos en la pantalla para confirmar su elección para el año escolar 2021-2022.

Gracias.