

Consent for LAUSD COVID Testing on Cell Phone

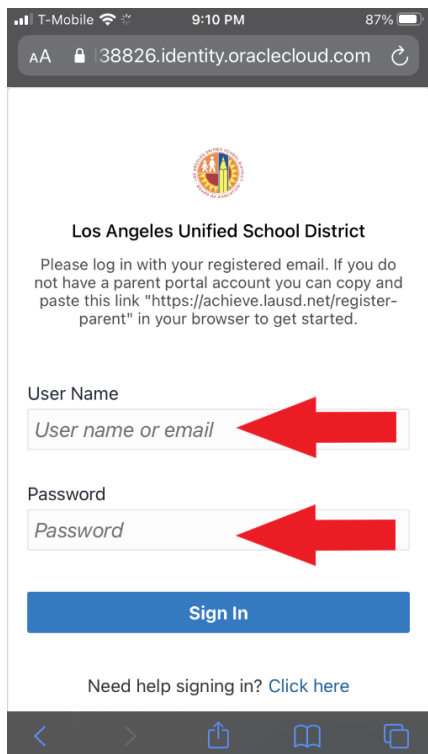
1. Use the following link: <https://dailypass.lausd.net>

2. Click "Parents":

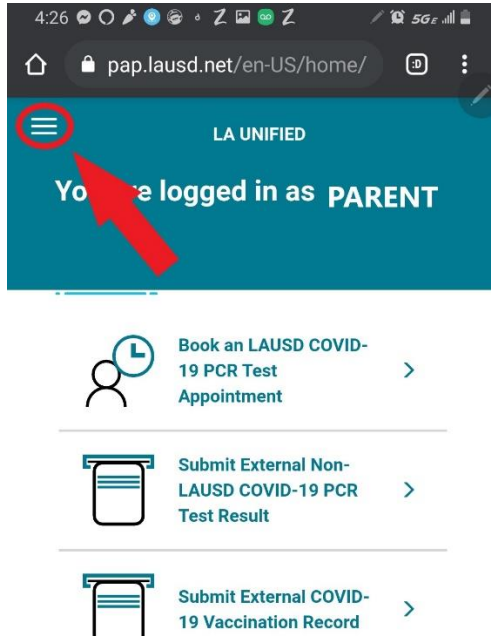
Sign in using one of the options listed below.
Parents/guardians, can't sign in? You need a Parent Portal account to sign into Daily Pass. Click [here](#) to register



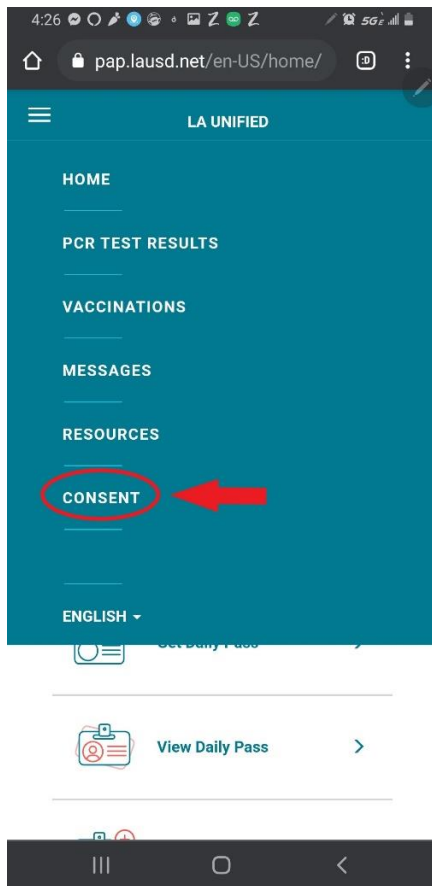
3. Sign In using **Parent Portal** username and password:

The screenshot shows a mobile browser interface. At the top, the status bar shows 'T-Mobile', signal strength, Wi-Fi, time '9:10 PM', and battery '87%'. The address bar shows '38826.identity.oraclecloud.com'. Below the address bar is the Los Angeles Unified School District logo and the text 'Los Angeles Unified School District'. A message reads: 'Please log in with your registered email. If you do not have a parent portal account you can copy and paste this link "https://achieve.lausd.net/register-parent" in your browser to get started.' Below this is a sign-in form with two input fields: 'User Name' with the placeholder text 'User name or email' and 'Password' with the placeholder text 'Password'. Red arrows point to both input fields. Below the form is a blue 'Sign In' button. At the bottom, there is a link: 'Need help signing in? Click here'. The mobile navigation bar at the very bottom shows back, forward, share, and tabs icons.

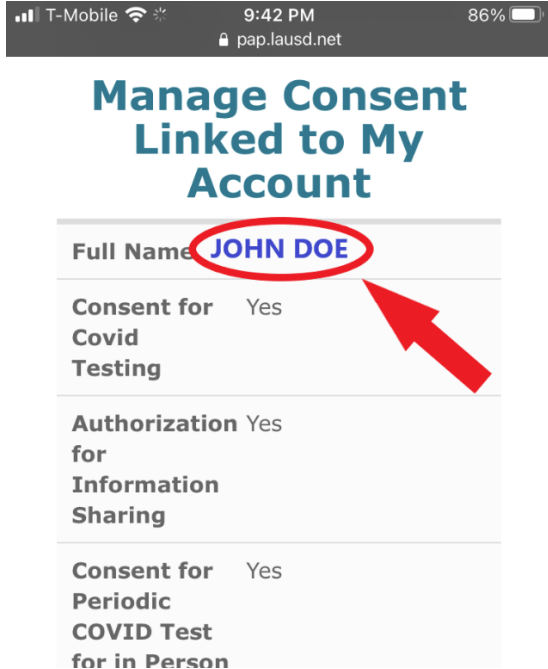
4. Click the **three white lines** on top left corner:



5. Click **"CONSENT"**:



6. Click on your **child's name** highlighted in blue:



7. Scroll down and select **"Yes"** for "Consent for Covid Testing", "Authorization for information Sharing", and "Consent for Periodic Covid Test for in Person Instruction". Then click **"UPDATE."**:

